

# Oct 2022 | Ward 3

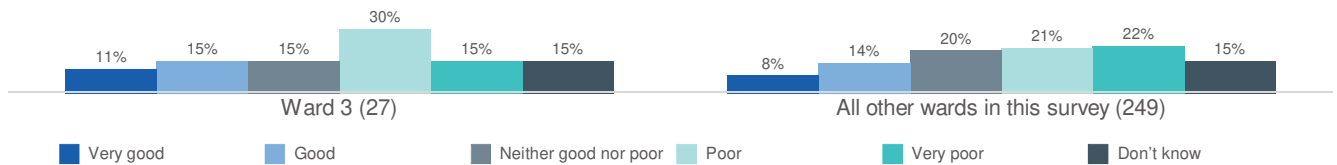
## Friends and Family Test Feedback

*We would like your feedback on the quality of your care. Thinking about your most recent contact, overall, how was your experience of our service?*

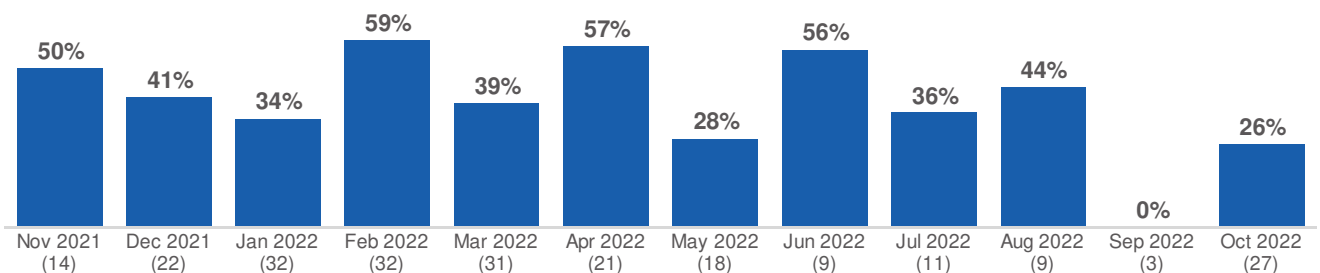
The boxes below show the number of responses in each category for **Ward 3**, in **Oct 2022**.

Very good	Good	Neither	Poor	Very poor	Don't know
3	4	4	8	4	4
Online responses	11	Paper responses	16	TOTAL	27

The charts below show how respondents rated their experience of **Ward 3**, alongside the responses for all other wards in this survey, in **Oct 2022**.



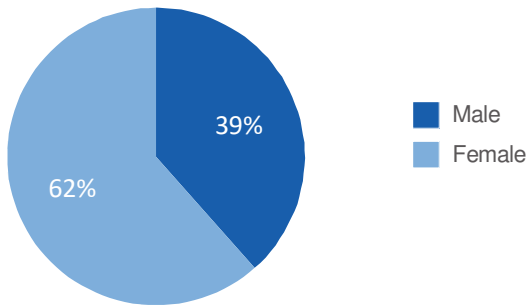
The following chart shows the proportion of respondents who rated their experience as Very good or Good, over the past 12 months.



Base: Ward 3

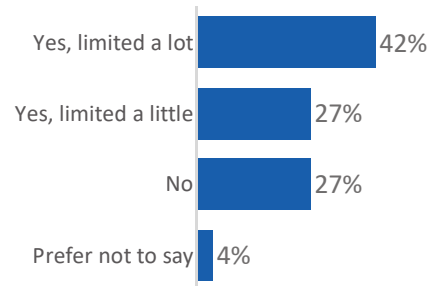
## Demographic breakdown

What is your sex?



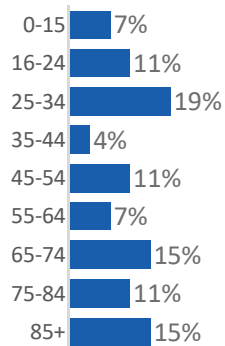
Base: Ward 3, Oct 2022 (26)

Are your day-to-day activities limited because of a health problem or disability which has lasted, or is expected to last, at least 12 months?




Base: Ward 3, Oct 2022 (26)

What age are you?



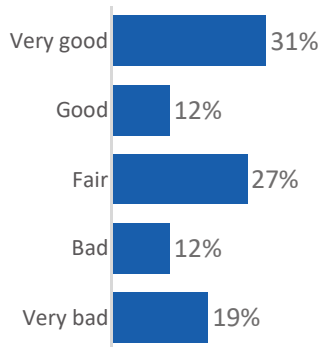
Base: Ward 3, Oct 2022 (27)

What is your ethnic group?



Base: Ward 3, Oct 2022 (26)

How is your health in general?



Base: Ward 3, Oct 2022 (26)

## Open ended responses